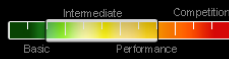


# K2<sup>3</sup> TANDEM

Share the sensation



## PROBABLY STILL THE FINEST TANDEM PARAGLIDER AVAILABLE TODAY

The predecessor, our K22, was often described by experienced tandem pilots as the most versatile, fun and lively tandem wing on the market; we know of several professional tandem pilots who would take it out for acro sessions with their friends to wind down after a long day of taking paying passengers up – this has to be the best indicator of the FUN factor inherent in this design! The K23 continues in the footsteps of this highly esteemed design. Our R&D guys have refined the details and kept the basics, so that commercial and leisure tandem pilots alike may enjoy the best wing in its class even more!

- ✓ Positive and negative trimmers
- ✓ Nylon battens (FSS) in leading edge, no mylar
- ✓ Now even lighter, but with renowned longevity
- ✓ 2 sizes
- ✓ New more dirt-resistant standard colours
- ✓ Swept-back wingtips
- ✓ Great launch characteristics due to optimized sweepback angle
- ✓ Sporty look
- ✓ Size SM certified for solo and tandem use

## MORE INFO

Although it has almost turned into a PG business tandem marketing platitude, this tandem really does handle like solo wing - and that from the moment you touch the risers to launch it and until you and your happy passenger are back on the ground; if it wasn't for the clicking noise from the camera you could be excused for forgetting that the passenger is even there! Just make sure you don't go off on long XC's when there are paying passengers waiting...

Available in two sizes, the K2-3 can be flown at its sweet spot by almost everyone...

The 2D diagram clearly shows the all-new canopy – the elliptical predecessor was replaced by a wing design with a large sweepback angle, which makes the K2-3 a pleasure to launch. The swept-back wingtips, first introduced in our competition wings, not only reduce drag but add to the arrow-like visual effect of this glider. Nylon battens instead of mylar in the leading edge reduce the packing volume and add to the easy launching characteristics.

# SAFETY AND MAINTENANCE:


Make sure to check your K2-3's risers, trimmers, lines, fabric and buckles for abrasion and damage before each flight. To protect the kamet buckle and to reduce abrasion on the trimmer strap, we recommend regularly applying a drop of oil on each side of the axis that holds the spring, as shown in the picture below. This ensures that the teeth of the Kamet buckle lock firmly into the trimmer strap. Do not let any oil get onto the trimmer strap.




Delivery: Stuffsack, Inner Bag, Compression Tape, UP Gift, UP Sticker

## STANDARD COLOURS

# K2<sup>3</sup>



lime/blue



orange/red

#### TECHNICAL DATA

SIZE	S/M	M/L
FLAT AREA (m2)	37,0	41,0
PROJECTED AREA (m2)	31,1	34,5
FLAT SPAN (m)	14,1	14,9
PROJECTED SPAN (m)	10,9	11,5
FLAT ASPECT RATIO	5,4	5,4
PROJECTED ASPECT RATIO	3,8	3,8
TOP SURFACE CHAMBERS	52	52
TOTAL LINE CONSUMPTION (m)	405	426
TOTAL # OF LINES	216	216
LINE DIMENSIONS	1.1/1.3/1.5/1.8/2.1/2.5	1.1/1.3/1.5/1.8/2.1/2.5
GLIDER WEIGHT (kg)	7,9	8,4
Vtrim/Vmax (km/h)	40-48	40-48
CATEGORY LTF / EN	B	B
TAKEOFF WEIGHT (KG)	110-195	140-230
Certification	Solo & Tandem	Tandem

#### MATERIALS

Location	Material
Top surface front	Porcher Skytex 38 Universal
Top surface thin stripe	Porcher Skytex 38 Universal
Top surface broad stripe	Porcher Skytex 38 Universal
Top surface rear	Porcher Skytex 38 Universal
Bottom surface	Dominico DOKDO 30 DMF (WR)
Cell walls	Porcher Skytex 40 Hard
Gallery lines	Cousin 989/1,3;1,1 (Dyneema sheathed)
Middle lines	Cousin 989/1,9;1,5;1,3 (Dyneema sheathed)
Main lines	Cousin 450/2,5;360/2,1;230/1,8 (Aramid sheathed)
Brake lines	Cousin 989/2,3;1,3;1,1 (Dyneema sheathed)

porcherindustries  
CONFIDENCE MAKES THE DIFFERENCE

Strongest & Lightest  
**DOMINICO**  
**TEXTILE**  
Korea made



#### DOWNLOADS

K2-3 Owners Manual  
K2-3 line check table  
K2-3 line plan  
K2-3 Handbuch (German user manual)

#### IMAGE GALLERY





## VIDEO



## VIDEO

WATCH UP ON VIMEO



## 2-YEARS

CHECKS AND MORE



## TEAM


CHECK OUR TEAMPILOTS



## DEALER

FIND YOUR LOCAL DEALER

These are our collaborators across the planet. Feel free to contact them in order to find a UP dealer near you!



Choose your Country