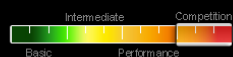
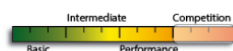


GURU

The peak of performance



GURU CCC



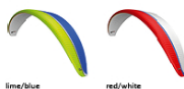
The Guru is our pure competition glider. Every single detail was optimized for the maximum of performance. Being the bigger brother of our successful Meru (EN D), the Guru has as well a very nice handling. The proven mix of high class materials combined with the latest technological improvements and perfect mix of all input factors, results in an extraordinary wing!

"Flying the Guru in the World Cup is great fun! I can stay in the leading gaggle and compete head to head with the top pilots. The handling is direct and precise, similar to the Meru. For sure, top speed and glide ratio are even better!"

Michael Smeberg

SIZE	S	SM	M	L
Surface area flat (m²)	21.4	23.2	24.8	26.3
Surface area projected (m²)	18.0	19.5	20.9	22.1
Flat span (m)	12.7	13.2	13.7	14.3
Flat aspect ratio	7.52	7.52	7.52	7.52
Chambers/cells	98	98	98	98
Total line length incl. brake	219	228	236	243
Glider weight (kg)	5.5	5.8	6.2	6.6
Category	CCC	CCC	CCC	CCC
Takeoff weight (kg)	80-95	90-105	100-115	110-130*

* Pending L size 125kg or 130kg



2020 edition: This model is also equipped with our popular snap-lock break handle.

A [backpack](#) can be ordered optionally. For a non-binding offer for the GURU, you can [contact your local UP dealer](#) or [contact us directly](#).

NAVIGATION

Paragliders

Bags & Accessories

Clothing

NEWS

FIRST BUSY DAYS OF MAY

Tuesday, 06 May 2025

Some UP Team Pilots were already able to go full throttle at the beginning of...

LIKE FATHER, LIKE SON

Tuesday, 08 April 2025

UP Team pilot Honza Rejmanek was in Charmonix with his son Martin for a family...



STANDARD COLOURS

GURU





red/white



black/white/orange

CUSTOMIZE YOUR PARAGLIDER





TECHNICAL DATA

SIZE	S	S/M	M	L
Surface area flat (m2)	21,4	23,2	24,8	26,3
Surface area projected (m2)	18,0	19,5	20,9	22,1
Flat span (m)	12,7	13,2	13,7	14,1
Projected span (m)	10,1	10,5	10,9	11,2
Flat aspect ratio	7,52	7,52	7,52	7,52
Projected aspect ratio	5,7	5,7	5,7	5,7
Chambers/cells	98	98	98	98
Total line length incl. Brake (m)	219	228	236	243
Total # of lines incl. Brake	272	272	272	272
Glider weight (kg)	5,5	5,8	6,2	6,6
Category LTF/EN	CCC	CCC	CCC	CCC
Optimal takeoff weight (kg)	85-89	96-98	106-108	116-120
Takeoff weight (kg)	80-95	90-105	100-115	110-125

Need help finding the right size for you? [Click here](#)

MATERIALS

Location	Material
Top surface front	Porcher Skytex 32 Universal
Top surface thin stripe	Porcher Skytex 38 Universal
Top surface broad stripe	Porcher Skytex 27 Universal
Top surface rear	Porcher Skytex 27 Classic
Bottom surface front	Porcher Skytex 27 Classic
Cell walls	Porcher Skytex 32 Hard, Skytex 27 Hard
Gallery lines	Liros DC 35/60/100 (Dyneema unsheathed) / Edelrid 8000U-070/50 (Aramid unsheathed)
Middle lines	Liros DC 60/100/161/200/201 (Dyneema unsheathed) / Edelrid 8000U-090/070/050 (Aramid unsheathed)
Main lines	Liros DC161/200/300 (Dyneema unsheathed) / Edelrid 8000U-230/190/130 (Aramid unsheathed)
Brake lines	Edelrid 7950-150 / Edelrid 8000U-090/-070 / Edelrid 8000U-090, (Aramid unsheathed), Liros DC 35

porcherindustries
CONFIDENCE MAKES THE DIFFERENCE




Unlimited
Rope Solutions



DOWNLOADS

[Line Map Guru](#)
[Line Length Guru](#)
[Manual Guru \(English\)](#)
[Handbuch Guru \(Deutsch\)](#)

REQUEST A TESTFLIGHT





 [Read more...](#)

VIDEO

WATCH UP ON VIMEO



2-YEARS

CHECKS AND MORE



TEAM

CHECK OUR TEAMPILOTS



DEALER

FIND YOUR LOCAL DEALER

These are our collaborators across the planet. Feel free to contact them in order to find a UP dealer near you!



Choose your Country



[Home](#) | [Sitemap](#) | [Dealer Access](#) | [Imprint](#) | [Disclaimer](#) | [Privacy Policy](#) | [Contact](#) | [Login](#)

Copyright © 2013-2024 UP International. All rights reserved.
Designed by Nagel Werbeagentur.